

Format of holding of specified securities

1. Name of Listed Entity: JOONKTOLLEE TEA & INDUSTRIES LTD (CIN:L01132WB1900PLC000292)

2. Scrip Code 538092 Name of Scrip :- Class of Security Equity

3. Share Holding Pattern Filed under : Reg. 31(1)(a)/Reg. 31(1)(b)/Reg. 31(1)(c)

a. If under 31 (1)(b) then indicate the report for Quarter ending: 31/12/2021

b. If under 31(1)(c) then indicate date of allotment/extinguishment

4. **Declaration** : The Listed entity is required to submit the following declaration to the extent of submission of information:-

Particulars	Yes*	No*
1 Whether the Listed Entity has issued any partly paid up shares?		No
2 Whether the Listed Entity has issued any Convertible Securities or Warrants?		No
3 Whether the Listed Entity has any shares against which depository receipts are issued?		No
4 Whether the Listed Entity has any shares in Locked-in?		No
5 Whether any shares held by promoters are pledge or otherwise encumbered?		No

* If the Listed Entity selects the option 'No' for the questions above, the column for the partly paid up shares, Outstanding Convertible Securities/Warrants, depository receipts, locked-in shares, No of shares pledged or otherwise encumbered by promoters, as applicable, shall not be displayed at the time of dissemination on the Stock Exchange website. Also wherever there is 'No' declared by Listed Entity in above table the values will be considered as 'Zero' by default on submission of the format of holding of specified securities.

5. The tabular format for disclosure of holding of specified securities is as follows:-




Table I - Summary Statement holding of specified securities as on 31/12/2021

Annexure - Summary Statement holding of specified securities as on 31/12/2021																		
Category (I)	Category of shareholder (II)	Nos. of shareholders (III)	No. of fully paid up equity shares held (IV)	No. of Partly paid-up equity shares held (V)	No. of shares underlying Depository Receipts (VI)	Total nos. shares held (VII)=(IV)+(V)+(VI)	Shareholding as a % of total no. of shares (calculated as per SCRR, 1957) (VIII) As a % of (A+B+C2)	Number of Voting Rights held in each class of securities (IX)				No of shares Underlying outstanding convertible securities (including Warrants) (X)	Shareholding as a % assuming full conversion of convertible securities (as a percentage of diluted share capital) (XI)=(VII)+(X) As a % of (A+B+C2)	Number of Locked in shares (XII)		Number of shares pledged or otherwise encumbered (XIII)		Number of equity shares held in dematerialized form (XIV)
								No of Voting Rights			Total as a % of (A+B+C)			No. (a)	As a % of total shares held (b)	No. (a)	As a % of total shares held (b)	
								Class eg: x	Class eg: y	Total								
(A)	Promoter & Promoter group	15	3106138	0	0	3106138	74.9876	3106138	0	3106138	74.9876	0	74.9876	0	0.0000	0	0.0000	3106138
(B)	Public	3110	1036063	0	0	1036063	25.0124	1036063	0	1036063	25.0124	0	25.0124	0	0.0000	NA		918143
(C)	Non Promoter - Non Public															NA		
(C1)	Shares underlying DRs						NA									NA		
(C2)	Shares held by Employee Trusts															NA		
	Total	3125	4142201	0	0	4142201	100.0000	4142201	0	4142201	100.0000	0	100.0000	0				4024281






Table II - Statement Showing shareholding pattern of the Promoter and Promoter Group as on 31/12/2021

(1)	Category & Name of the Shareholders (I)	Entity type i.e. promoter OR promoter group entity (except promoter)	PAN	(II)	Nos. of shareholders (III)	No. of fully paid up equity shares held (IV)	Partly paid-up equity shares held (V)	Nos. of shares underlying Depository Receipts (VI)	Total nos. shares held (VII)=(IV)+(V)+(VI)	Shareholding % calculated as per SCRR, 1957) As a % of (A+B+C2) (VIII)	Number of Voting Rights held in each class of securities (IX)				No of shares Underlying outstanding convertible securities (as a percentage of diluted share capital) (X)	Shareholding as a % assuming full conversion of convertible securities (as a percentage of diluted share capital) (XI)=(VII)+(X) As a % of A+B+C2)	Number of Locked in shares (XII)		Number of shares pledged or otherwise encumbered (XIII)		Number of equity shares held in dematerialized form (XIV)
											No of Voting Rights			Total as a % of Total Voting rights			No. (a)	As a % of total shares held (b)	No. (a)	As a % of total shares held (b)	
											Class x	Class y	Total								
(a)	Individuals/Hindu undivided Family				8	1300047	0	0	1300047	31.3854	1300047	0	1300047	31.3854	0	31.3854	0	0.0000	0	0.0000	1300047
	PUSHPA DEVI BANGUR	Promoter Group	ADAPB2153Q		1	642928	0	0	642928	15.5214	642928	0	642928	15.5214	0	15.5214	0	0.0000	0	0.0000	642928
	HEMANT BANGUR	Promoter	ADEPB7059D		1	426729	0	0	426729	10.3020	426729	0	426729	10.3020	0	10.3020	0	0.0000	0	0.0000	426729
	VINITA BANGUR	Promoter Group	AAPPR4217B		1	96800	0	0	96800	2.3369	96800	0	96800	2.3369	0	2.3369	0	0.0000	0	0.0000	96800
	HEMANT KUMAR BANGUR HUF	Promoter Group	AABHH9906B		1	84490	0	0	84490	2.0397	84490	0	84490	2.0397	0	2.0397	0	0.0000	0	0.0000	84490
	PURUSHOTTAMDASS BANGUR HUF	Promoter Group	AADHP6285M		1	41000	0	0	41000	0.9898	41000	0	41000	0.9898	0	0.9898	0	0.0000	0	0.0000	41000
	PURUSHOTTAM DASS BANGUR	Promoter Group	ADJPB1725D		1	7750	0	0	7750	0.1871	7750	0	7750	0.1871	0	0.1871	0	0.0000	0	0.0000	7750
	PRANOV BANGUR	Promoter Group	AMNPB1593J		1	250	0	0	250	0.0060	250	0	250	0.0060	0	0.0060	0	0.0000	0	0.0000	250
	GOPAL DAS BANGUR HUF	Promoter Group	AABHG9448P		1	100	0	0	100	0.0024	100	0	100	0.0024	0	0.0024	0	0.0000	0	0.0000	100
(b)	Central Government/State Government(s)														0	0.0000	0	0.0000	0	0.0000	0
(c)	Financial Institutions/Banks														0	0.0000	0	0.0000	0	0.0000	0
(d)	Any Other (specify)														0	0.0000	0	0.0000	0	0.0000	0
	Bodies Corporate				7	1806091	0	0	1806091	43.6022	1806091	0	1806091	43.6022	0	43.6022	0	0.0000	0	0.0000	1806091
	THE ORIENTAL COMPANY LIMITED	Promoter Group	AABCT5144N		1	593643	0	0	593643	14.3316	593643	0	593643	14.3316	0	14.3316	0	0.0000	0	0.0000	593643
	GLOSTER LIMITED	Promoter Group	AABCK4197J		1	538838	0	0	538838	13.0085	538838	0	538838	13.0085	0	13.0085	0	0.0000	0	0.0000	538838
	MADHAV TRADING CORPORATION LIMITED	Promoter Group	AACCM7754N		1	424130	0	0	424130	10.2392	424130	0	424130	10.2392	0	10.2392	0	0.0000	0	0.0000	424130
	THE CAMBAY INVESTMENT CORPORATION LIMITED	Promoter Group	AAACT5731C		1	110737	0	0	110737	2.6734	110737	0	110737	2.6734	0	2.6734	0	0.0000	0	0.0000	110737
	CREDWYN HOLDINGS INDIA	Promoter Group	AABCC0552H		1	98524	0	0	98524	2.3785	98524	0	98524	2.3785	0	2.3785	0	0.0000	0	0.0000	98524
	WIND POWER VINIMAY PVT. LTD.	Promoter Group	AAACW2479A		1	27719	0	0	27719	0.6692	27719	0	27719	0.6692	0	0.6692	0	0.0000	0	0.0000	27719
	MUGNEERAM BANGUR & COMPANY LLP	Promoter Group	AAFFM2991K		1	12500	0	0	12500	0.3018	12500	0	12500	0.3018	0	0.3018	0	0.0000	0	0.0000	12500
	Sub Total				15	3106138	0	0	3106138	74.9876	3106138	0	3106138	74.9876	0	74.9876	0	0.0000	0	0.0000	3106138
(2)	Foreign																				
(a)	Individuals (Non-Resident Individuals/Foreign Individuals)														0	0.0000	0	0.0000	0	0.0000	0
(b)	Government														0	0.0000	0	0.0000	0	0.0000	0
(c)	Institutions														0	0.0000	0	0.0000	0	0.0000	0
(d)	Foreign Portfolio Investor														0	0.0000	0	0.0000	0	0.0000	0
(e)	Any Other (specify)														0	0.0000	0	0.0000	0	0.0000	0
	Sub Total				0	0	0	0	0	0.0000	0	0	0	0.0000	0	0.0000	0	0.0000	0	0.0000	0
	Total Shareholding of Promoter and Promoter Group (A)=(A)(1)+(A)(2)				15	3106138	0	0	3106138	74.9876	3106138	0	3106138	74.9876	0	74.9876	0	0.0000	0	0.0000	3106138



Statement showing Shareholding pattern of the Company as on 31.12.2023																			
	Category & Name of the Shareholders (I)	PAN (II)	Nos. of shareholders (III)	No. of fully paid up equity shares held (IV)	Partly paid up equity shares held (V)	Nos. of shares underlying Depository Receipts (VI)	Total nos. shares held (VII)=(IV)+(V)+(VI)	Shareholding % calculated as per SCRR, 1957) As a % of (A+B+C2) (VIII)	Number of Voting Rights held in each class of securities (IX)			No of shares Underlying outstanding convertible securities (as a percentage of diluted share capital) (X)	Shareholding as a % assuming full conversion of convertible securities (as a percentage of diluted share capital) (XI)=(VII)+(X) As a % of A+B+C2)	Number of Locked in shares (XII)		Number of shares pledged or otherwise encumbered (XIII)			Number of equity shares held in dematerialized form (XIV)
									No of Voting Rights					Total as a % of Total Voting rights	Number of Locked in shares (XII)		Number of shares pledged or otherwise encumbered (XIII)		
									Class x	Class y	Total								
(1)	Institutions																		
(a)	Mutual Funds / UTI																		
(b)	Venture Capital Funds																		
(c)	Alternate Investment Funds																		
(d)	Foreign Venture Capital Investors																		
(e)	Foreign Portfolio Investors																		
(f)	Financial Institutions / Banks		5	2120	0	0	2120	0.0512	2120	0	2120	0.0512	0	0.0512	0	0.0000	NA		0
(g)	Insurance Companies		1	206287	0	0	206287	4.9801	206287	0	206287	4.9801	0	4.9801	0	0.0000	NA		206287
	LIFE INSURANCE CORPORATION OF INDIA	AAACL0582H	1	206287	0	0	206287	4.9801	206287	0	206287	4.9801	0	4.9801	0	0.0000	NA		206287
(h)	Provident Funds / Pension Funds																		
(i)	Any Other (specify)																		
	Sub Total		6	208407	0	0	208407	5.0313	208407	0	208407	5.0313	0	5.0313	0	0.0000	NA		206287
(2)	Central Government / State Government(s) / President of India																		
(3)	Non-Institutions																		
(a)	Individuals-																		
	i. Individual shareholders holding nominal share capital upto Rs.2 lakhs		2934	414486	0	0	414486	10.0064	414486	0	414486	10.0064	0	10.0064	0	0.0000	NA		304075
	ii. Individual shareholders holding nominal share capital in excess of Rs.2 lakhs		4	252326	0	0	252326	6.0916	252326	0	252326	6.0916	0	6.0916	0	0.0000	NA		252326
	MAHENDRA GIRDHARILAL	AAAPW1327L	3	120827	0	0	120827	2.9170	120827	0	120827	2.9170	0	2.9170	0	0.0000	NA		120827
	SURENDRA KUMAR NATHANY	ABPPN4429A	1	55000	0	0	55000	1.3278	55000	0	55000	1.3278	0	1.3278	0	0.0000	NA		55000
	YASHWARDHAN NATHANY	ABPPN4431L	1	49000	0	0	49000	1.1829	49000	0	49000	1.1829	0	1.1829	0	0.0000	NA		49000
(b)	NBFCs registered with RBI																		
(c)	Employee Trusts																		
(d)	Overseas Depositories (holding DRs) (balancing figure)																		
(e)	Any Other (specify)																		



JOONKTOLLEE TEA & INDUSTRIES LTD																			
Table III - Statement Showing shareholding pattern of the Public shareholder as on 31/12/2021																			
Category & Name of the Shareholders (I)	PAN (II)	Nos. of shareholders (III)	No. of fully paid up equity shares held (IV)	Partly paid-up equity shares held (V)	Nos. of shares underlying Depository Receipts (VI)	Total nos. shares held (VII)=(IV)+(V)+(VI)	Shareholding % calculated as per SCRR, 1957) As a % of (A+B+C2) (VIII)	Number of Voting Rights held in each class of securities (IX)				No of shares Underlying outstanding convertible securities (as a percentage of diluted share capital) (X)	Shareholding as a % assuming full conversion of convertible securities (as a percentage of diluted share capital) (XI)=(VII)+(X) As a % of A+B+C2)	Number of Locked in shares (XII)		Number of shares pledged or otherwise encumbered (XIII)		Number of equity shares held in dematerialized form (XIV)	
								No of Voting Rights			Total as a % of Total Voting rights			No. (a)	As a % of total shares held (b)	No. (Not applicable) (a)	As a % of total shares held (Not applicable) (b)		
								Class x	Class y	Total									
Investor Education and Protection Fund Authority		1	76984	0	0	76984	1.8585	76984	0	76984	1.8585	0	1.8585	0	0.0000	NA		76984	
INVESTOR EDUCATION AND PROTECTION FUND AUTHORITY MINISTRY OF CORPORATE AFFAIRS	EXEMPTCATG	1	76984	0	0	76984	1.8585	76984	0	76984	1.8585	0	1.8585	0	0.0000	NA		76984	
Bodies Corporate		47	43683	0	0	43683	1.0546	43683	0	43683	1.0546	0	1.0546	0	0.0000	NA		38890	
Resident Individual (HUF)		82	20874	0	0	20874	0.5039	20874	0	20874	0.5039	0	0.5039	0	0.0000	NA		20874	
Clearing Member		23	3332	0	0	3332	0.0804	3332	0	3332	0.0804	0	0.0804	0	0.0000	NA		3332	
Non Resident Individual		9	1669	0	0	1669	0.0403	1669	0	1669	0.0403	0	0.0403	0	0.0000	NA		1313	
Custodian of Enemy Property		3	240	0	0	240	0.0058	240	0	240	0.0058	0	0.0058	0	0.0000	NA		0	
Foreign National		1	14062	0	0	14062	0.3395	14062	0	14062	0.3395	0	0.3395	0	0.0000	NA		14062	
Sub Total		3104	827656	0	0	827656	19.9811	827656	0	827656	19.9811	0	19.9811	0	0.0000	NA		711856	
Total Public Shareholding (B)=(B)(1)+(B)(2)+(B)(3)		3110	1036063	0	0	1036063	25.0124	1036063	0	1036063	25.0124	0	25.0124	0	0.0000	NA		918143	




Table IV - Statement Showing shareholding pattern of the Non Promoter - Non Public shareholder as on 31/12/2021

Annexure IV - Statement showing shareholding pattern of the Non-Promoter / Non-Public Shareholders, as on 31/12/2024																			
	Category & Name of the Shareholders (I)	PAN (II)	No of shareholders (III)	No. of fully paid up equity shares held (IV)	Partly paid-up equity shares held (V)	Nos. of shares underlying Depository Receipts (VI)	Total nos. shares held (VII)=(IV) + (V)+(VI)	Shareholding % calculated as per SCRR, 1957) As a % of (A+B+C2) (VIII)	Number of Voting Rights held in each class of securities (IX)				No of shares Underlying outstanding convertible securities (including Warrants) (X)	Total Shareholding as a % assuming full conversion of convertible securities (as a percentage of diluted share capital) (XI)=(VII)+(X) As a % of A+B+C2)	Number of Locked in shares (XII)		Number of shares pledged or otherwise encumbered (XIII)		Number of equity shares held in dematerialized form (XIV)
									No of Voting Rights			Total as a % of Total Voting rights			No. (a)	As a % of total shares held (b)	No. (Not applicable) (a)	As a % of total shares held (Not applicable) (b)	
									Class x	Class y	Total								
(1)	Custodian / DR Holder																		
(2)	Employee Benefit Trust (under SEBI (Share based Employee Benefit) Regulations, 2014)																		
	Total Non Promoter - Non Public Shareholding (C)=(C)(1)+(C)(2)		0	0	0	0	0	0.0000	0	0	0	0.0000	0	0.0000	0	0.0000	NA	NA	

